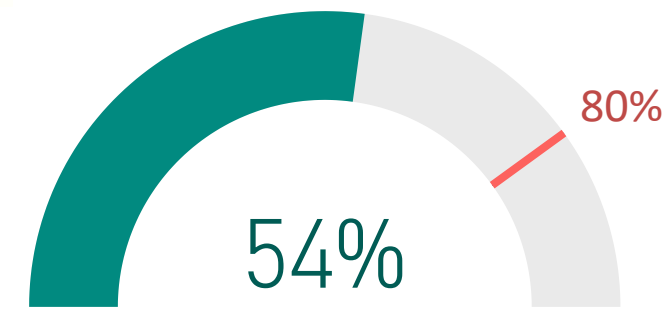




## Provincial Participation

### Overall CII/CPAR adoption



44% live and 13% in progress

Target: 80% adoption by May 2023

74%

PCN family physicians adopted CII/CPAR

28%

Eligible non-FM specialists adopted CII/CPAR

3,067 (+1.56%) Providers live

2,279 (+1.6%) Family Physicians

Family Physicians

52 (+0%) Nurse Practitioners

Nurse Practitioners

591 (+1.9%) Specialists (non-FM)

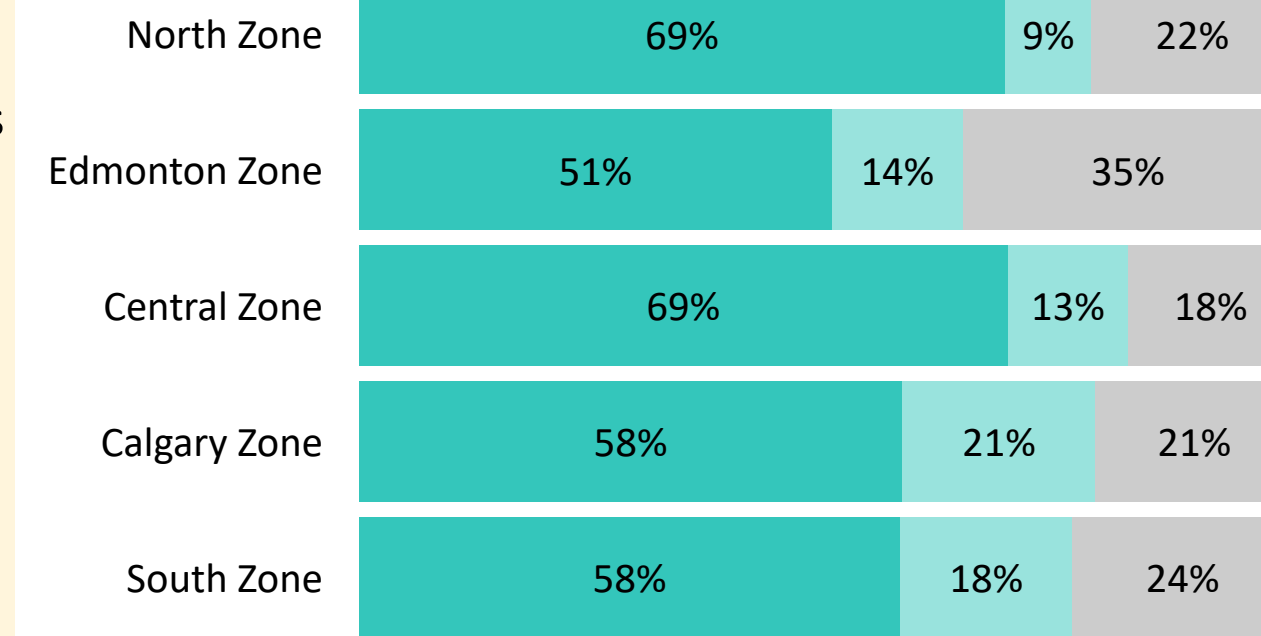
Specialists (non-FM)

145 (+0%) Allied Health

Allied Health

### PCN Physicians Participation

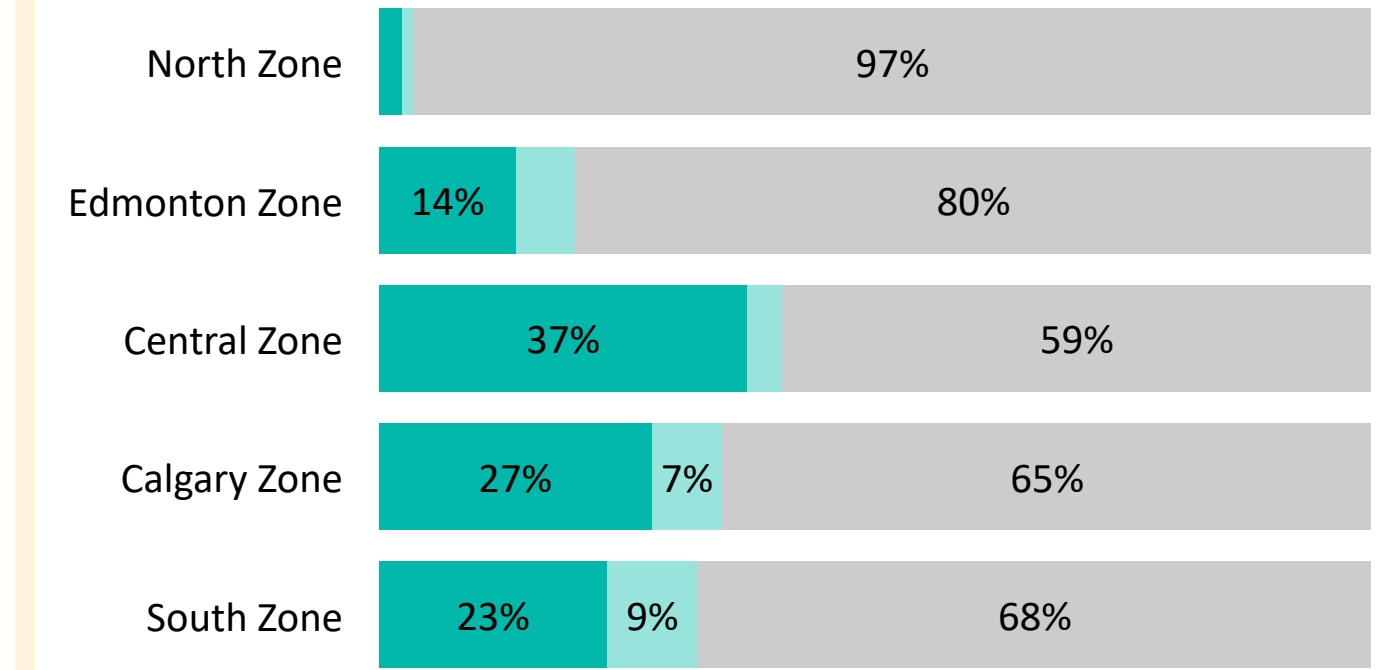
● Live ● In Progress ● Potential



PCN affiliated pediatricians included

### Specialists (non-FM) Participation

● Live ● In Progress ● Potential



757 (+2.16%) Live clinics

### Live clinics

73	North Zone
209	Edmonton Zone
69	Central Zone
353	Calgary Zone
53	South Zone

### Alberta Netcare Portal An Enhanced Record



21,084,263 (+4.08%) Patient encounters submitted to Netcare to date

Patient encounters submitted to Netcare to date



1,550,182 (+2.87%) Consult reports submitted to Netcare to date

Consult reports submitted to Netcare to date



\$6.5M

of the \$12M Acceleration Grant paid out, funded by Alberta Health

### Central Patient Attachment Registry (CPAR)

Establishing Patient Relationships and Keeping Providers Informed



2,298,993 (+1.64%) Residents of Alberta submitted to a CPAR panel

Residents of Alberta submitted to a CPAR panel



1.9

Average daily eNotifications providers receive



10.0%

Provincial Conflict Rate